


An update on data from
The Vital Youth Report



Is Oakville a wealthy community?

An update by the Oakville Community Foundation
on Low Income Indicators in our community.

Published October, 2025



There is a widely held, and often repeated, belief that Oakville is a wealthy community that isn't impacted by common social issues like homelessness, poverty, food insecurity and other daily struggles experienced by many.

It's easy to see why— on the surface, Oakville looks like the picture of wealth. From 2016 to 2021, The Town's median household income increased by 12.6% to \$128,000.¹ This is higher than the median household income throughout Halton Region, Ontario and across Canada. Most recent estimates for 2024 identify a \$145,000 median household income, about 50% above the provincial median of almost \$99,000.²

Part of the reason for this is that Oakville is consistently ranked as one of the most expensive cities to live in Ontario. The living wage in Halton remains the highest in Ontario at \$26 — although the true living wage requirements are thought to be much higher — and Oakville frequently tops real estate housing prices.³



However, in 2018, The Foundation explored income data by postal code in its **Vital Youth Report: A Tale of Two Childhoods**. The report showed a dichotomy: Oakville was home to both the highest and lowest income postal codes throughout Halton Region.

Oakville is a community of contrasts that is frequently wealth-washed while ignoring the other concerning statistics that lie just beneath the surface.

As of 2021, its **low income rate of 8.6% was the highest among other Halton Region municipalities**, including Burlington (5.9%), Milton (5.8%) and Halton Hills (4.8%).⁴


Which leads us to the question: Is Oakville as wealthy as it appears to be?

¹ Statistics Canada. 2023. (table). Census Profile. 2021 Census of Population. Statistics Canada Catalogue no. 98-316-X2021001. Ottawa. (2025)

² Invest Oakville. 2024. Demographics. (2025)

³ OakvilleNews.org. 2024 New minimum living wages for Halton reaches record-high levels. (2025)

⁴ Statistics Canada. 2023. (table). Census Profile. 2021 Census of Population. Statistics Canada Catalogue no. 98-316-X2021001. Ottawa. (2025)

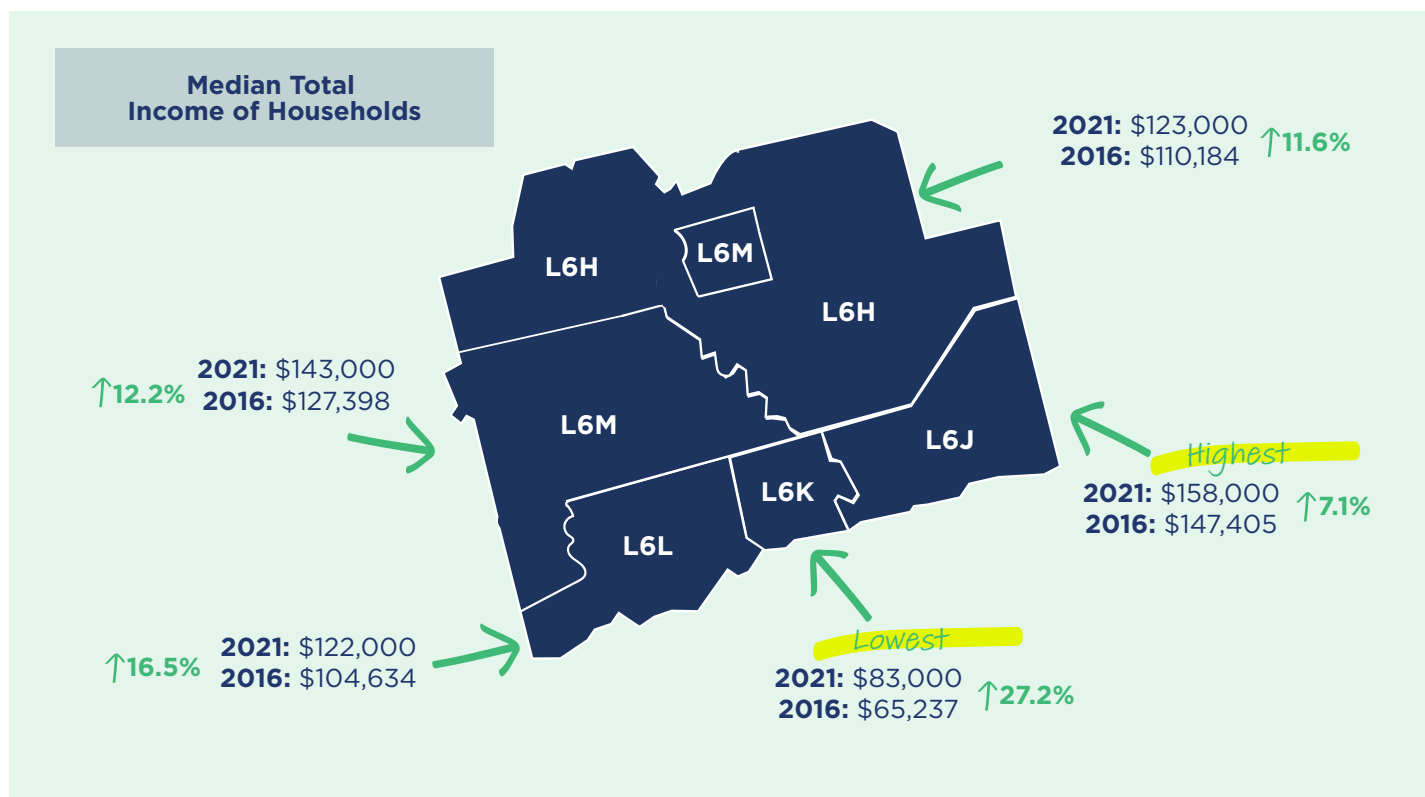


A Wealthy Community

Each postal code within Oakville saw an increase in **median household income**, but none more than L6K. The Kerr Street Village area has seen a 27.2% increase in household income since 2016. Previously, it was the lowest median income postal code in Oakville and across Halton Region. It now ranks lowest in Oakville, at \$83,000, but second-lowest across the region.

The smallest median household income increase is in L6J, or Southeast Oakville, at 7.1%. It's also the highest median income in Oakville at \$158,000.





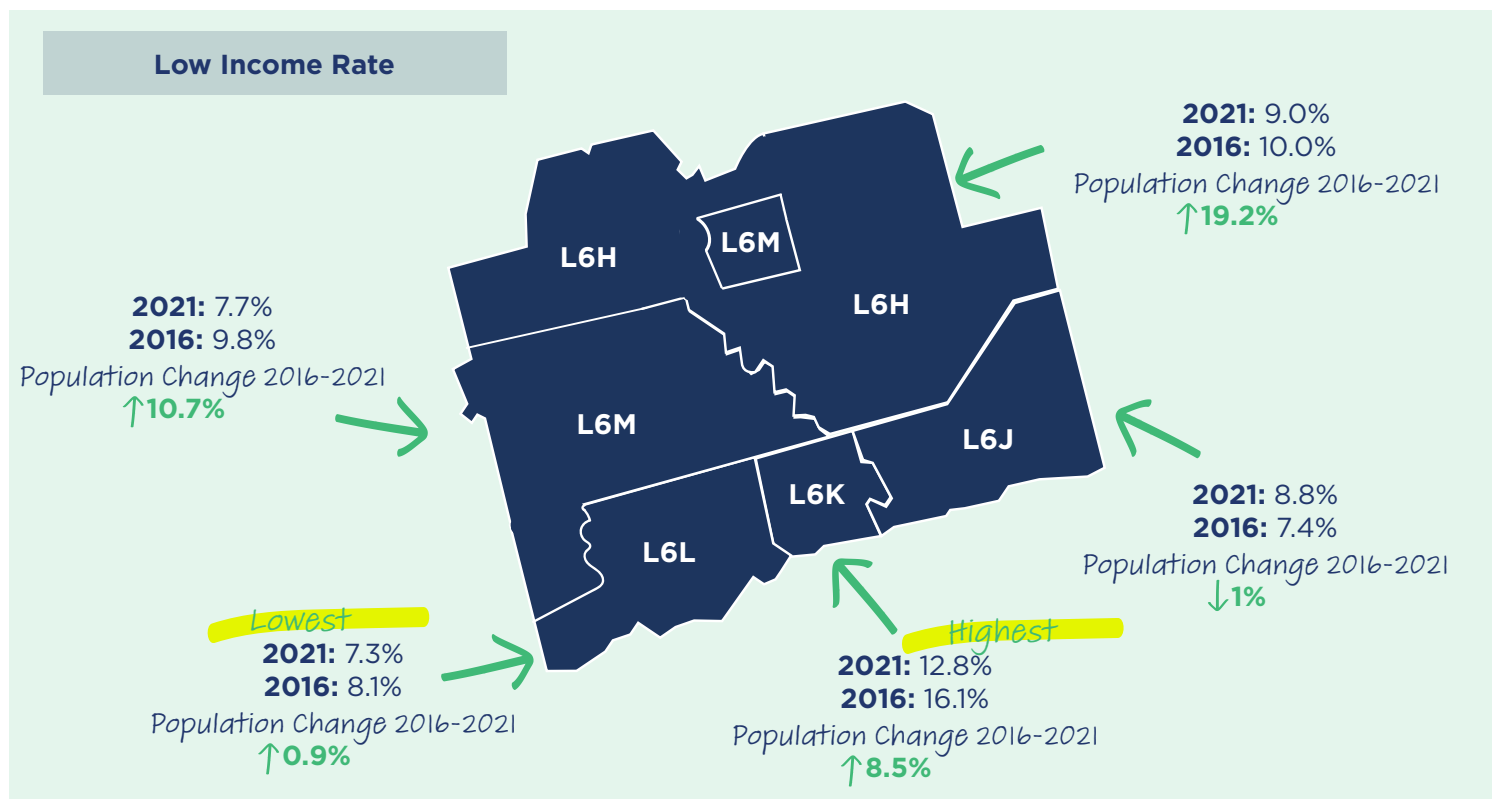
The Flip Side

In general, low-income rates have decreased throughout Oakville from 2016 to 2021. At the same time, the population has increased in nearly all postal codes. The largest population change was in L6H, which grew 19.2%.

In L6K, the Kerr Street Village area, 12.8% of the population, more than 1 in 8, are considered low income. This is down from 16.1% in 2016, but it is still the highest percentage of any postal code in Halton Region. In L6L, Southwest Oakville, 7.3% of the population are considered low income, the lowest proportion of any postal code in Oakville.

Previously, the lowest low-income rate was in L6J, Southeast Oakville. This postal code is the only one to see an increase in its low-income rate and a decrease in population.





A Community of Contrasts

Oakville is a community of stark contrast.

It's a wealthy community.

It's also a place where one neighborhood has **1 in 8 residents who live in poverty.**

Oakville's low-income rate remains the highest among all municipalities in Halton, despite also having the highest median household income. Hidden beneath this visible layer of wealth are more than 18,000 people who are getting by with an income that has been determined to be too low to afford basic necessities. While this data is from 2021, we expect that the situation for many families has not improved with double-digit inflation alongside a challenging job market. **If we project the 8.6% low income rate on the current estimated population of about 240,000, the number of people impacted would grow to over 20,000 people.**



As a quickly growing community with a changing demographic, we can't afford to leave anyone behind. Those who are struggling to live in a wealthy community do not need less support than those struggling to live in a community with a lower median income.

To support our community members, you can donate to the new **GIVEOakville Fund**—open year-round to support the GIVEOakville campaign each fall. Donations to this Fund will be split among dozens of local charities that are making a difference in the lives of Oakville residents. This includes food security, housing, health and wellbeing, education and employment and more.

You can read more about our community in our previously published mini reports:

- [Are we hungry?](#)
- [Can you afford to live here?](#)
- [Are the kids alright?](#)





Thank you to our sponsors!



SAGEN™

COGECO



Ford Motor Company of Canada, Limited



**COMMUNITY
FOUNDATIONS
OF CANADA**



**Larry & Gerry Wilson
Family Fund**